

MAINTENANCE GATES MAKE IT EASY TO SERVICE LARGE SYSTEMS

Maintenance Made Easy

Is it a struggle for you to inspect and perform preventative maintenance on your overhead crane systems? Then you need Gorbel's Maintenance Gates, designed to make it easy to service overhead crane systems with multiple bridges, and tool rail with multiple trolleys.

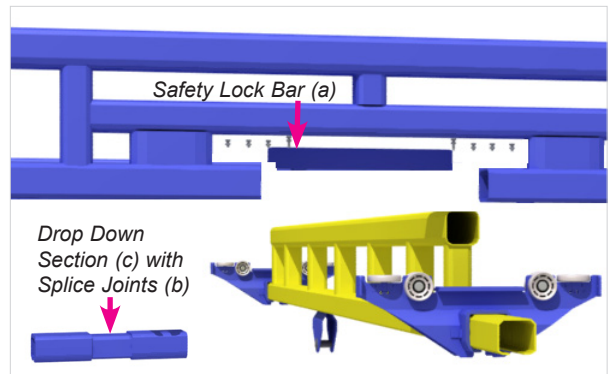
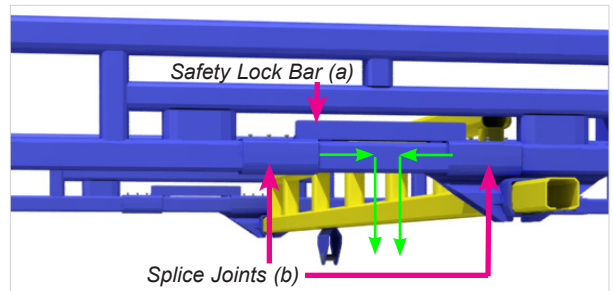
Added Flexibility

Ideal for Longer Systems

Many plants have crane systems with very long runways and multiple bridges. Without maintenance gates, it becomes a very complex process to service or inspect individual bridges. If a bridge in the middle of the system needs servicing, all the bridges before it on the runway must be taken off the system in order to access that one bridge. A Maintenance Gate eliminates that problem by allowing access at different points along a runway.

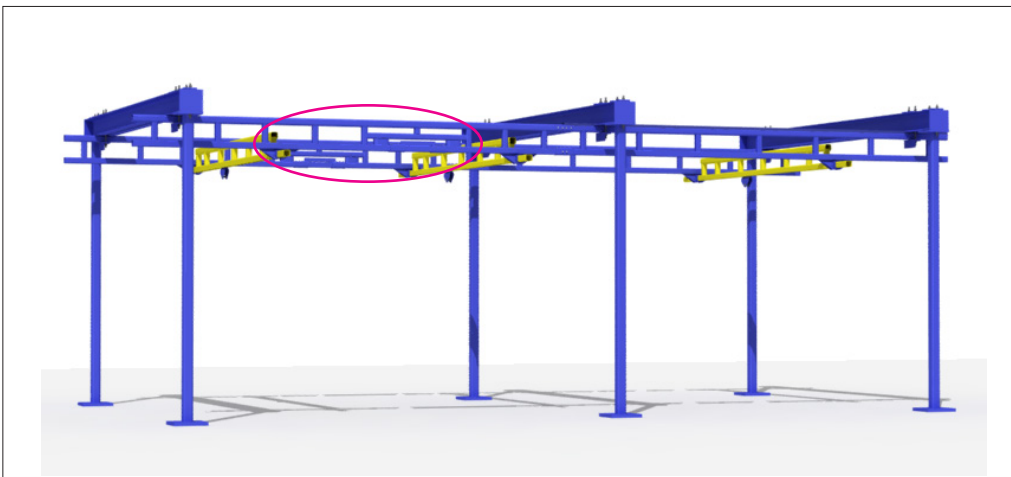
Easily Access Cranes in Tight Work Spaces

Does your crane cover an entire room? Often we see crane systems with little or no space at either end of the runways. This can make installation, service and preventative maintenance much more difficult than it needs to be. A Maintenance Gate allows access to the centers of these systems and eliminates the need to access bridges from the ends of the runways.



How do Maintenance Gates operate?

First, the Lock Bar (a) that keeps the Splice Joints (b) from moving into a release position must be unbolted and removed. Next, the Splice Joints (b) must be unbolted and then slid towards each other onto the Drop Down Section (c). The Drop Down Section can then be removed to create an opening. Bridges on either side of that opening can now be removed through that opening.



Gorbel® Maintenance Gates make it easier to service systems with 3 or more bridges, like this one, by giving you access to inside bridges without having to remove the outer bridges.